

Now Yesterday

Search:

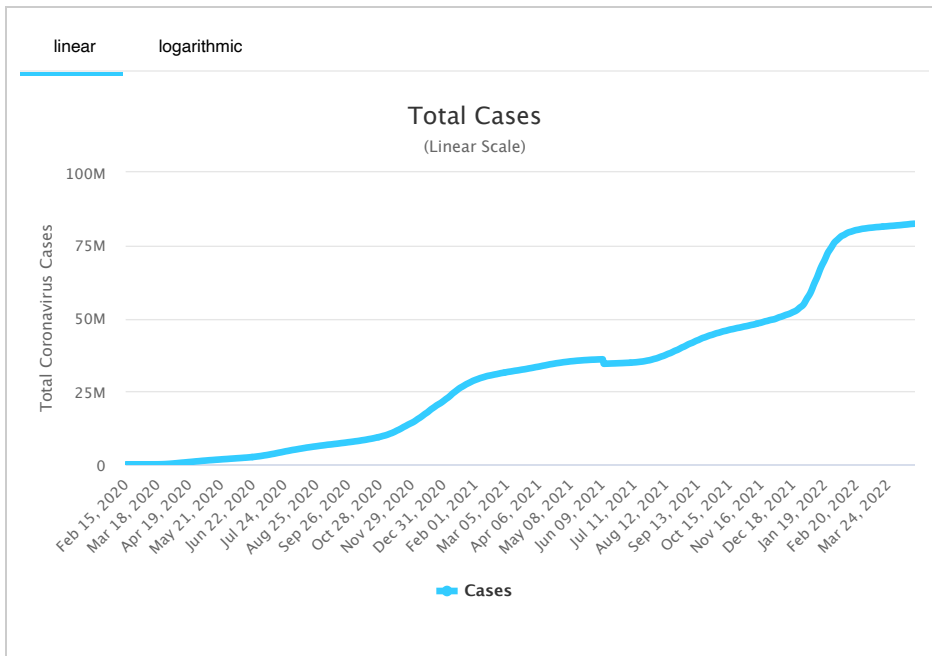
#	USA State	Total Cases	New Cases	Total Deaths	New Deaths	Total Recovered	Active Cases	Tot Cases/ 1M pop	Deaths/ 1M pop	Total Tests
	USA Total	82,416,687		1,016,159		80,279,382	1,121,146	248,991	3,070	997,11
1	California (/coronavirus/usa/california/)	9,160,884		89,829		8,927,386	143,669	231,849	2,273	158,19
2	Texas (/coronavirus/usa/texas/)	6,795,846		88,308		6,625,878	81,660	234,373	3,046	63,55
3	Florida (/coronavirus/usa/florida/)	5,932,238		73,738		5,804,985	53,515	276,204	3,433	56,53
4	New York (/coronavirus/usa/new-york/)	5,247,037		68,682		5,113,024	65,331	269,721	3,531	106,58
5	Illinois (/coronavirus/usa/illinois/)	3,102,711		37,830		3,013,002	51,879	244,851	2,985	57,89
6	Pennsylvania (/coronavirus/usa/pennsylvania/)	2,800,317		44,540		2,735,430	20,347	218,741	3,479	25,80
7	Ohio (/coronavirus/usa/ohio/)	2,681,437		38,266		2,629,029	14,142	229,396	3,274	22,27
8	North Carolina (/coronavirus/usa/north-carolina/)	2,639,241		23,334		2,607,679	8,228	251,642	2,225	26,35
9	Georgia (/coronavirus/usa/georgia/)	2,506,634		37,523		2,452,418	16,693	236,087	3,534	24,58
10	Michigan (/coronavirus/usa/michigan/)	2,400,990		35,857		2,343,154	21,979	240,415	3,590	24,49
11	New Jersey (/coronavirus/usa/new-jersey/)	2,232,789		33,349		2,129,169	70,271	251,378	3,755	17,57
12	Tennessee (/coronavirus/usa/tennessee/)	2,025,387		26,110		1,994,670	4,607	296,579	3,823	12,82
13	Arizona (/coronavirus/usa/arizona/)	2,016,797		29,823		1,966,561	20,413	277,081	4,097	19,07
14	Massachusetts (/coronavirus/usa/massachusetts/)	1,731,170		20,181		1,685,984	25,005	251,167	2,928	43,28
15	Indiana (/coronavirus/usa/indiana/)	1,694,955		23,523		1,567,587	103,845	251,768	3,494	19,56
16	Virginia (/coronavirus/usa/virginia/)	1,686,861		20,071		1,641,440	25,350	197,628	2,351	19,17
17	Wisconsin (/coronavirus/usa/wisconsin/)	1,597,154		14,395		1,566,524	16,235	274,310	2,472	15,90

18	<u>Washington</u>	1,477,863	12,626	1,438,605	26,632	194,075	1,658	12,78
19	<u>South Carolina</u>	1,472,093	17,734	1,432,667	21,692	285,915	3,444	15,68
20	<u>Minnesota</u>	1,440,303	12,722	1,422,242	5,339	255,390	2,256	19,47
21	<u>Missouri</u>	1,417,911	20,241	1,380,194	17,476	231,027	3,298	14,63
22	<u>Colorado</u>	1,369,614	13,141	1,307,513	48,960	237,832	2,282	17,26
23	<u>Kentucky</u>	1,322,983	15,307	1,279,851	27,825	296,124	3,426	13,67
24	<u>Alabama</u>	1,298,479	19,513	1,237,235	41,731	264,824	3,980	7,53
25	<u>Louisiana</u>	1,235,421	17,207	1,214,987	3,227	265,751	3,701	15,28
26	<u>Oklahoma</u>	1,036,479	14,166	1,021,370	943	261,937	3,580	5,47
27	<u>Maryland</u>	1,022,225	14,407	994,339	13,479	169,084	2,383	19,97
28	<u>Utah</u>	929,361	4,736	921,673	2,952	289,886	1,477	9,40
29	<u>Iowa</u>	856,086	9,475	841,250	5,361	271,337	3,003	8,49
30	<u>Arkansas</u>	834,361	11,354	821,776	1,231	276,480	3,762	6,80
31	<u>Mississippi</u>	796,546	12,429	781,129	2,988	267,643	4,176	6,24
32	<u>Kansas</u>	772,222	8,524	760,423	3,275	265,067	2,926	2,26
33	<u>Connecticut</u>	748,773	10,813	720,319	17,641	210,018	3,033	15,53
34	<u>Nevada</u>	715,498	10,501	695,287	9,710	232,293	3,409	6,87
35	<u>Oregon</u>	711,827	7,460	690,039	14,328	168,770	1,769	10,99
36	<u>New Mexico</u>	520,402	7,427	502,153	10,822	248,185	3,542	6,92
	<u>West Virginia</u>	499,288	6,804	492,038	446	278,598	3,797	6,00

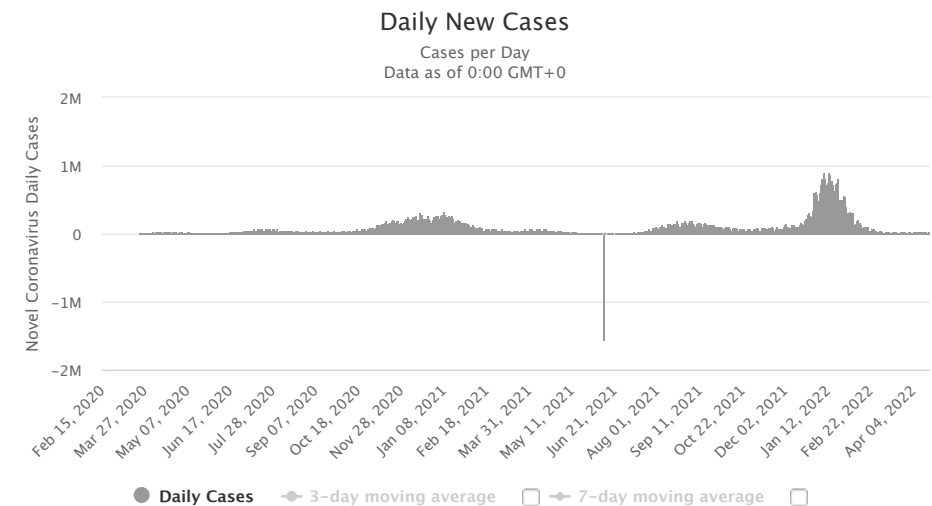
37	(/coronavirus/usa/west-virginia/)									
38	Nebraska (/coronavirus/usa/nebraska/)	478,716		4,191		472,918	1,607	247,474	2,167	5,44
39	Idaho (/coronavirus/usa/idaho/)	445,167		4,914		437,024	3,229	249,105	2,750	2,88
40	Rhode Island (/coronavirus/usa/rhode-island/)	367,095		3,532		355,873	7,690	346,525	3,334	7,73
41	New Hampshire (/coronavirus/usa/new-hampshire/)	306,369		2,471		301,849	2,049	225,319	1,817	4,65
42	Montana (/coronavirus/usa/montana/)	273,287		3,261		269,542	484	255,700	3,051	2,75
43	Delaware (/coronavirus/usa/delaware/)	260,566		2,896		254,429	3,241	267,586	2,974	1,01
44	Hawaii (/coronavirus/usa/hawaii/)	243,299		1,390		237,846	4,063	171,837	982	3,64
45	Alaska (/coronavirus/usa/alaska/)	241,959		1,202		236,071	4,686	330,751	1,643	4,10
46	North Dakota (/coronavirus/usa/north-dakota/)	240,382		2,257		237,891	234	315,436	2,962	61
47	Maine (/coronavirus/usa/maine/)	240,086		2,276		231,261	6,549	178,607	1,693	5,04
48	South Dakota (/coronavirus/usa/south-dakota/)	237,370		2,898		234,056	416	268,318	3,276	2,15
49	Wyoming (/coronavirus/usa/wyoming/)	156,264		1,801		154,406	57	269,998	3,112	1,39
50	District Of Columbia (/coronavirus/usa/district-of-columbia/)	139,772		1,333		134,348	4,091	198,048	1,889	3,06
51	Vermont (/coronavirus/usa/vermont/)	120,503		626		114,526	5,351	193,117	1,003	3,53
52	Puerto Rico	497,210		4,186		473,436	19,588	146,802	1,236	3,99
53	Guam	47,826		354		47,217	255			43
54	United States Virgin Islands	15,928		111		15,682	135			35
55	Northern Mariana Islands	11,221		34		11,177	10			10
56	American Samoa	5,663		21		3,988	1,654			1
57	Veteran Affairs	622,216		21,728		596,946	3,542			8,46
58	US Military	613,196		683		579,722	32,791			
59	Federal Prisons	69,017		300		68,601	116			12

60	Navajo Nation	53,221	1,741	51,399	81			51
61	Grand Princess Ship	122	7	115	0			
62	Wuhan Repatriated	3		3	0			
63	Diamond Princess Ship	46		46	0			
	Total:	82,416,687	1,016,159	80,279,382	1,121,146	248,991	3,070	997,11

Total Coronavirus Cases in the United States

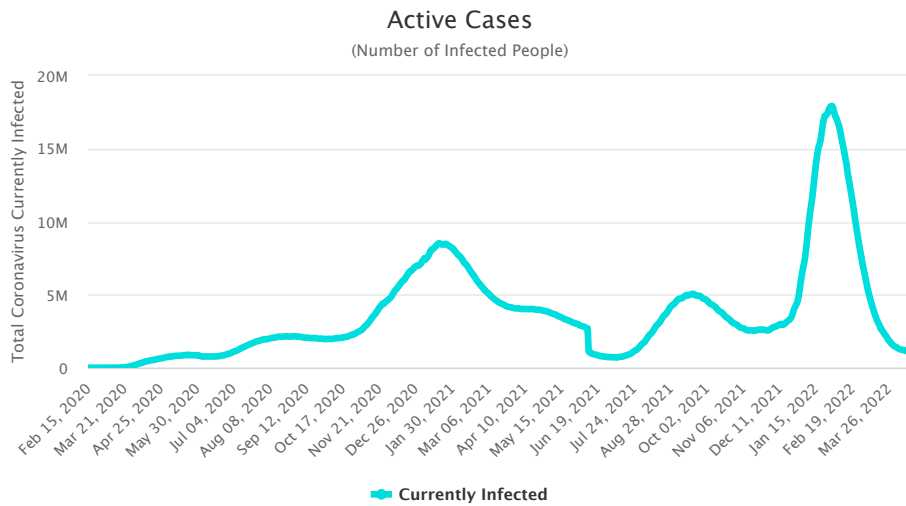


Daily New Cases in the United States

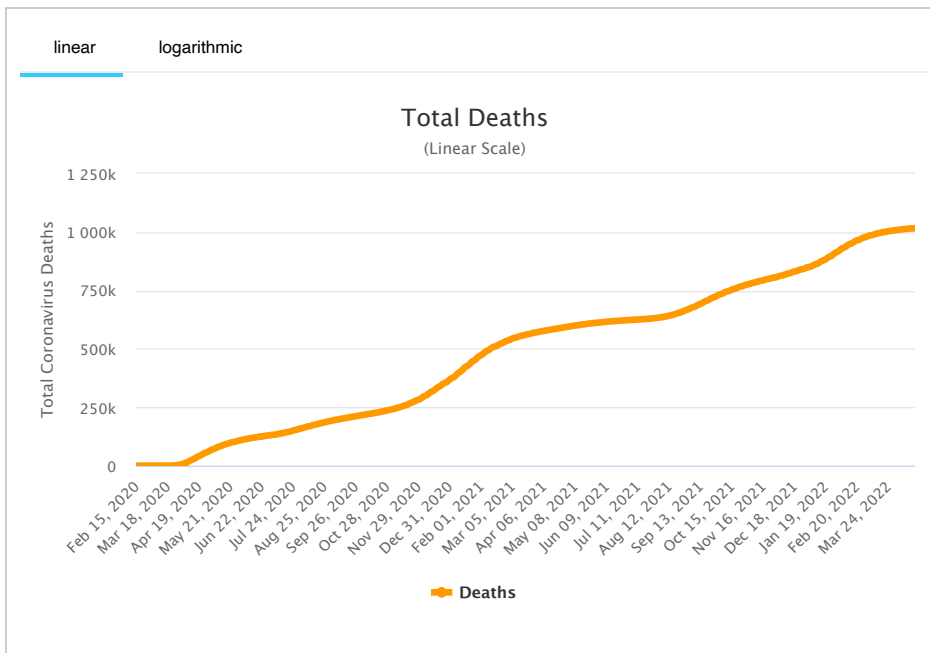


See also: [Daily Deaths Graph](#)

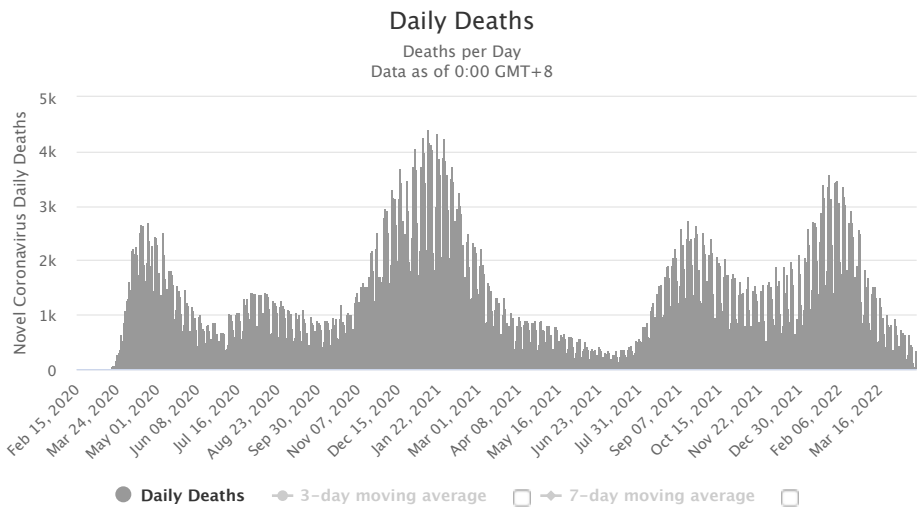
Active Cases in the United States



Total Coronavirus Deaths in the United States



Daily New Deaths in the United States



See also: [Daily Cases Graph](#)

Latest News

April 19 (GMT)

Updates

- 33,193 new cases and 338 new deaths in [the United States \(/coronavirus/country/us/\)](#)

April 18

April 17

April 16

April 15

April 14

[View More News](#)

Historical account of the initial stages of the epidemic in the United States

Content:

- First 20 cases in the United States
- Progression of first suspected cases
- Timeline of initial events
- Sources for the historical account

First 20 cases in the United States

Information collected on the first 20 domestic cases (not including repatriated cases and Diamond Princess cruise ship evacuee cases) is presented in the table below:

State	Cases	Sex	Age	Date	Case #	Location	Source
Oregon	1			Feb. 29	17 th	Washington C.	
Washington	2			Feb. 29	18, 19 th		
	1	M	30s	Jan. 21	1 st	Snohomish	[7]
Illinois	1			Mar. 1	20 th		
	1	M	60s	Jan. 30	6 th	Chicago	[12]
	1	F	60s	Jan. 24	2 nd	Chicago	[8]
California	2	unkn.	unkn.	Jan. 26	3 rd , 4 th	Orange C., L.A.	[9]
	1	M	adult	Jan. 31	7 th	Santa Clara C.	[17][18]
	1	F	unkn.	Feb. 2	9 th	Santa Clara C.	
	1	M	57	Feb. 2	10 th	San Benito C.	
	1	F	57	Feb. 2	11 th	San Benito C.	
	1		65	Feb. 28	16 th	Santa Clara C.	
	1			Feb. 21	13 th	Humboldt C.	
	1			Feb. 21	14 th	Sacramento C.	
	1			Feb. 26	15 th	[Northern California]	
Massachusetts	1	M	20s	Feb. 1	8 th	Boston	[16]
Arizona	1	unkn.	student	Jan. 26	5 th	Maricopa County	
Wisconsin	1			Feb. 5	12 th	Madison	

Patients Under Investigation (PUI) in the United States

CDC in the early stages released information regarding the number of cases and people under investigation that was updated regularly on Mondays, Wednesdays, and Fridays. Below we provide the historical reports that we were able to gather in order to track the progression in the number of suspected cases and US states involved through time in the initial stages

As of Feb. 10:

<i>Number of U.S. States with PUI</i>	<i>36</i>
Positive	12
Negative	318
Pending (specimens awaiting testing)	68
TOTAL	398

As of Feb. 7:

<i>Number of U.S. States with PUI</i>	<i>36</i>
Positive	12
Negative	225
Pending (specimens awaiting testing)	100
TOTAL	337

As of Feb. 5:

<i>Number of U.S. States with PUI</i>	<i>36</i>
Positive	11
Negative	206
Pending (specimens awaiting testing)	76
TOTAL	293

As of Feb. 3:

<i>Number of U.S. States with PUI</i>	<i>36</i>
Positive	11
Negative	167
Pending (specimens awaiting testing)	82
TOTAL	260

As of January 31:




<i>Number of U.S. States with PUI</i>	<i>36</i>
Positive	6
Negative	114
Pending (specimens awaiting testing)	121
TOTAL	241

Previously, as of January 29, there were 92 suspected cases awaiting testing.

--	--

Number of U.S. States with PUI	36
Positive	5
Negative	68
Pending (specimens awaiting testing)	92
TOTAL	165

Timeline of Events

-  On January 31, HHS declared Coronavirus a Public Health Emergency in the US (<https://www.hhs.gov/about/news/2020/01/31/secretary-azar-declares-public-health-emergency-us-2019-novel-coronavirus.html>)
As of Jan. 31, the Wuhan coronavirus is officially a public health emergency in the United States, Alex Azar, secretary of the US Department of Health and Human Services (HHS), announced at a White House press briefing.
-  On Jan. 31, the U.S. Centers for Disease Control and Prevention (CDC) **issued a federal quarantine for 14 days** affecting the 195 American evacuees from Wuhan, China. Starting Sunday, Feb. 2, U.S. citizens, permanent residents and immediate family who have visited China's Hubei province will undergo a **mandatory 14 days quarantine** and, if they have visited other parts of China, they would be screened at airports and asked to self-quarantine for 14 days. The last time the CDC had issued a quarantine was over 50 years ago in the 1960s, for smallpox.
-  President Donald Trump signed an order on Jan. 31 for the U.S. to **deny entry to foreign nationals who traveled to China** within the preceding two weeks, aside from the immediate family of U.S. citizens.
- On Jan. 30, the CDC had confirmed the **first case of person to person transmission in the U.S.:** ^[12] the husband of the Chicago, Illinois case who had returned from Wuhan, China on Jan. 13 and who tested positive for the virus on Jan. 24).
- CDC stated on Jan. 30 that "It is likely there will be more cases of 2019-nCoV reported in the U.S. in the coming days and weeks, including more person-to-person spread."^[12]
- The virus had been confirmed in **5 states**.
- On Jan. 31, **New York City** health officials vehemently denied the rumor regarding a coronavirus case in the city. ^[13] On Feb. 1, however, the city's health commissioner did report that there was a test being performed on a person under 40 who had returned from China, developed matching symptoms, and tested negative to the seasonal flu.
- Most US patients had recently visited Wuhan.**
- All of the first five U.S. cases were described as **mild**.
- A study on the first US case of novel coronavirus detailed mild symptoms followed by pneumonia (https://www.cnn.com/2020/01/31/health/washington-coronavirus-study-nejm/index.html?utm_term=link&utm_medium=social&utm_content=2020-02-01T00)

U.S. Airlines suspended ALL flights between the U.S. and China

On Friday, January 31, Delta, American and United announced they would temporarily suspend all of their mainland China flights in response to the coronavirus outbreak.^[14]

Prior to this January 31 announcement:

- UNITED AIRLINES**
on Jan. 28 had announced it would cut 24 flights between the U.S. and China for the first week of February.
- AMERICAN AIRLINES**

on Jan. 29 had announced it would suspend flights from Los Angeles to Shanghai and Beijing from Feb. 9 through March 27, 2020. It will maintain its flight schedules (10 daily A/R) from Dallas-Fort Worth to Shanghai and Beijing, as well as from Los Angeles and Dallas-Fort Worth to Hong Kong.

- **DELTA**

had not adjusted its schedule of direct flights from the U.S. to China. It is the only airline with direct flights to not take action so far.

The White House was considering issuing a ban on flights between the United States and China, as of late Jan. 28^[11]. Italy has announced on January 31 that it was suspending all flights to and from China following the first 2 cases of coronavirus in Italy.

Travel Alert: Do Not Travel to China

- The U.S. State Department on January 30 issued a **Level 4: Do Not Travel to China Alert** (<https://travel.state.gov/content/travel/en/traveladvisories/traveladvisories/china-travel-advisory.html>) ^[4] (the highest level of alert).
- Previously, on January 29, the advisory was set at a lower "Level 3: Reconsider Travel" advising not to travel to Hubei Province: (Level 4) and reconsider travel to the remainder of China (Level 3).
- The CDC on Jan. 28 issued a Level 3 Warning (<https://wwwnc.cdc.gov/travel/notices/warning/novel-coronavirus-china>), recommending that travelers **avoid all nonessential travel to China** ^[5].

Screening incoming passengers at 20 airports in the U.S.

On January 17, the CDC announced that 3 airports in the United States would begin screening incoming passengers from China: SFO, JFK, and LAX ^[6] Other 2 airports were added subsequently, and on January 28, the U.S. Department of Health and Human Services (HHS) announced that 15 additional U.S. airports (bringing the total to 20) would begin screening incoming travelers from China.

Below is the complete list of airports where screening for the 2019 Novel Coronavirus (2019-nCoV) is in place:

- Los Angeles International (LAX)
- San Francisco International (SFO)
- Chicago O'Hare
- New York JFK
- Atlanta Hartsfield-Jackson International
- Houston George Bush Intercontinental
- Dallas-Fort Worth International
- San Diego International
- Seattle-Tacoma International
- Honolulu International
- Anchorage Ted Stevens International
- Minneapolis-St. Paul International
- Detroit Metropolitan
- Miami International
- Washington Dulles International

- Philadelphia International
- Newark Liberty International
- Boston Logan International
- El Paso International
- Puerto Rico's San Juan Airport

Sources for the historical account

1. Novel Coronavirus (2019-nCoV) situation reports (<https://www.who.int/emergencies/diseases/novel-coronavirus-2019/situation-reports/>) - World Health Organization (<https://www.who.int/>) (WHO)
2. 2019 Novel Coronavirus (2019-nCoV) in the U.S (<https://www.cdc.gov/coronavirus/2019-ncov/cases-in-us.html>) - U.S. Centers for Disease Control and Prevention (<https://www.cdc.gov/>) (CDC)
3. Symptoms of Novel Coronavirus (2019-nCoV) (<https://www.cdc.gov/coronavirus/2019-ncov/about/symptoms.html>) - CDC
4. China Travel Advisory (<https://travel.state.gov/content/travel/en/traveladvisories/traveladvisories/china-travel-advisory.html>) - U.S. State Department, accessed January 31, 2020.
5. Novel Coronavirus in China - Warning - Level 3, Avoid Nonessential Travel (<https://wwwnc.cdc.gov/travel/notices/warning/novel-coronavirus-china>) - CDC, January 28, 2020.
6. Public Health Screening to Begin at 3 U.S. Airports for 2019 Novel Coronavirus ("2019-nCoV") (<https://www.cdc.gov/media/releases/2020/p0117-coronavirus-screening.html>) - CDC January 17, 2020
7. First Travel-related Case of 2019 Novel Coronavirus Detected in United States (<https://www.cdc.gov/media/releases/2020/p0121-novel-coronavirus-travel-case.html>) - CDC, January 21, 2020
8. Second Travel-related Case of 2019 Novel Coronavirus Detected in United States (<https://www.cdc.gov/media/releases/2020/p0124-second-travel-coronavirus.html>) - CDC, January 24, 2020
9. CDC confirms additional cases of 2019 Novel Coronavirus in United States (<https://www.cdc.gov/media/releases/2020/s0126-coronavirus-new-cases.html>) - CDC, January 26, 2020
10. 2019 Novel Coronavirus (2019-nCoV) in the U.S. (<https://www.cdc.gov/coronavirus/2019-ncov/cases-in-us.html>) - CDC, Updated January 29, 2020
11. White House considers ban on flights to China amid coronavirus outbreak (<https://eu.usatoday.com/story/travel/news/2020/01/28/white-house-considers-ban-china-flights-amid-coronavirus-outbreak/4602839002/>) - USA Today, Jan. 28, 2020
12. CDC Confirms Person-to-Person Spread of New Coronavirus in the United States (<https://www.cdc.gov/media/releases/2020/p0130-coronavirus-spread.html>) - CDC Press Release, Jan. 30, 2020
13. NYC Officials Deny Report Of Coronavirus Amid Confusion (<https://www.forbes.com/sites/sergeiklebnikov/2020/01/31/nyc-officials-deny-report-of-coronavirus-amid-confusion/#351e47b5652c>) - Forbes, Jan. 31, 2020
14. Delta, American, United to suspend all China mainland flights as coronavirus crisis grows (<https://eu.usatoday.com/story/travel/2020/01/31/coronavirus-china-flight-ban-delta-cuts-all-flights-white-house/4620989002/>) - USA Today, Jan. 31, 2020
15. Secretary Azar Declares Public Health Emergency for United States for 2019 Novel Coronavirus (<https://www.hhs.gov/about/news/2020/01/31/secretary-azar-declares-public-health-emergency-us-2019-novel-coronavirus.html>) - U.S. Department of Health and Human Services (HHS), Jan. 31, 2020
16. Man returning from Wuhan, China is first case of 2019 Novel Coronavirus confirmed in Massachusetts (<https://www.mass.gov/news/man-returning-from-wuhan-china-is-first-case-of-2019-novel-coronavirus-confirmed-in>) - Massachusetts Department of Public Health, Feb. 1, 2020
17. County of Santa Clara Public Health Department Reports First Case of Novel (new) Coronavirus (<https://www.sccgov.org/sites/phd/news/Pages/novel-coronavirus-1-31-2020.aspx>) - Santa Clara County Public Health, Jan. 31, 2020
18. Coronavirus: First case confirmed in Santa Clara County (<https://www.mercurynews.com/2020/01/31/santa-clara-coronavirus/>) - Mercury News, Jan. 31, 2020

worldometer (/)

[about \(/about/\)](#) | [faq \(/faq/\)](#) | [languages \(/languages/\)](#) | [contact \(/contact/\)](#) | [report coronavirus cases \(/report_us/\)](#)

 ([newsletter-subscribe/](#))  (<https://twitter.com/Worldometers>)  (<https://www.facebook.com/Worldometers.info>)

© Copyright Worldometers.info - All rights reserved - [Disclaimer & Privacy Policy \(/disclaimer/\)](#)